











LEGEND:

-  RESTAURANTS
-  TRAIL MAPS
-  SUNDECKS
-  CHAIRLIFTS
-  PADDLE TOW

TRAILS:

-  EASY
-  DIFFICULT
-  MOST DIFFICULT
-  EXPERT
-  TERRAIN PARK

KNOW THE CODE

BE SAFETY CONSCIOUS

Remember – always show courtesy to others and be aware that there are elements of risk in skiing that common sense and personal awareness can help reduce. Observe the code listed below and share with other skiers the responsibility for a great skiing experience.

YOUR RESPONSIBILITY CODE

- 1** Always stay in control and be able to stop or avoid other people or objects.
- 2** People ahead of you have the right of way. It is your responsibility to avoid them.
- 3** You must not stop where you obstruct a trail or are not visible from above.
- 4** Always use devices to help prevent runaway equipment.
- 5** Whenever starting downhill or merging into a trail, look uphill and yield to others.
- 6** Observe all posted signs and warnings. Keep off closed trails and out of closed areas.
- 7** Prior to using any lift, you must have the knowledge and ability to load, ride, and unload safely.

FREESTYLE TERRAIN

Freestyle terrain may include half-pipes, as well as terrain parks and terrain features. They are provided for your enjoyment and offer adventure, challenge, and fun. However, freestyle terrain use, like all skiing and riding, exposes you to risk of serious injury. Prior to using freestyle terrain, it is your responsibility to familiarize yourself with all instructions and warnings and follow the "Your Responsibility Code".

- 1** Freestyle terrain contains man-made and natural terrain variations.
- 2** Freestyle terrain changes constantly due to weather and use.
- 3** Inspect freestyle terrain before using and throughout the day.
- 4** In jumping and using this terrain, you assume the risk of serious injury.
- 5** Be courteous and respect others.
- 6** One user on a terrain feature at a time.
- 7** Never jump blindly – use a spotter when necessary. Look before you leap!
- 8** It is your responsibility to control your body on the ground and in the air.
- 9** Always clear the landing area quickly.
- 10** Always ride or ski in control and within your ability.

